



UNIVERSITY OF MYSORE  
(Re-accredited by NAAC with 'A' Grade)  
(NIRF-2022: Ranked 33<sup>rd</sup> in University Category and 54<sup>th</sup> in Overall Category)



**MYSORE UNIVERSITY SCHOOL OF ENGINEERING**  
Manasagangotri Campus, Mysuru

**Prof. Mahadeva Prasad M**  
Chairman, Bio Medical and Robotic Engineering

Email: prasada9@gmail.com  
Mobile No. 8172 290156, 9448411435

No. MUSE/235/2022-23

Dated 13.09.2022

To

The Registrar,  
University of Mysore  
Crawford Hall  
Mysuru.

Sir,

**Sub: Proceeding of BoS in Bio Medical and Robotic Engineering-reg**  
Ref: No.UA2 /134/2021-22 dated 08.09.2022.

-----  
With reference to the above subject, I am herewith enclosing the **Proceeding of Board of Studies in BoS in Bio Medical and Robotic Engineering** held on **13.09.2022** at 10.00 AM along with (1) **Scheme, Syllabus and Regulations**, (2) **Panel of Examiners for 2022-23** both hard and soft copies.

Yours faithfully

  
(Prof. Mahadeva Prasad M)  
Chairman

BoS in Bio Medical and Robotic Engineering

Copy to:  
The Dy. Registrar (Academic), University of Mysore, Mysuru.

**Members Present**

1	Prof. Mahadeva Prasad M	Chairman
2	Prof. Ananthapadmanabha T	Member
3	Prof. Chandrashekar M Patil	Member
4	Prof. Bindu A. Thomas	Member
5	Prof. Mahesh Rao	Member
6	Prof. RavichandraKulkarani	Member
<del>7</del>	<del>Prof. Ravikumar</del>	<del>Member</del>
8	Prof. Mallikarjun S Holi	Member
9	Dr.M.S. MallikarjunaSwamy	Member

**Members Absent**

- : 1) Prof. Ravikumar  
2) Prof. M.S. Mallikarjuna Swamy.

The Chairman welcomed the members present in the meeting. The following agenda was taken up for discussion.

**Agenda 1: Scheme from III to VIII Semesters for B.E. in Bio Medical and Robotic Engineering.**

The Chairman explained that the Scheme has been framed on the lines of guidelines of AICTE/VTU and within the framework of NEP – 2020 from III to VIII. The Scheme to include the Basic Science Courses (BSC), Engineering Science Courses (ESC), Professional Core Courses(PCC), Professional Elective Courses (PEC), Open Elective Courses (OEC), Integrated Professional Core Courses (IPCC), Project Work, Internship (INT), Non-Credit Mandatory Courses (NCMC), Ability Enhancement Course (AEC), Universal Human Value Courses (UHV) and Languages. The Members of the Board examined and approved the Scheme for B.E.Bio Medical and Robotic Engineering from III Semester to VIII Semester within the ambit of 160 credits for the entire B.E. course. The Scheme is enclosed in the **Annexure I**.

**Agenda 2: Syllabus for III and IV semesters B.E. Bio Medical and Robotic Engineering**

The Members of the Board has examined, discussed and approved the Syllabus for III and IV semester B.E. Bio Medical and Robotic Engineering Course. The Syllabus is enclosed in the **Annexure II**.

**Agenda 3: Regulations Governing the B.E Courses of Mysore University School of Engineering.**

The Board has examined and discussed the draft Regulations Governing the B.E Courses of Mysore University School of Engineering(MUSE). The members of the Board taken note of VTU's implementation of NEP 2020. The Board also examined AICTE's letter dated 06.07.2022 for implementation of Credit Framework for the Movement from Professional/Vocational Education to Engineering and Technology and approve to incorporate the credit framework. The Board approved Regulations which governs B.E. courses of MUSE, UoM and enclosed in the **Annexure III**.

**Agenda 4: Panel of Examiners for 2022-23**


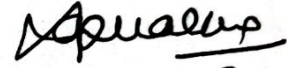


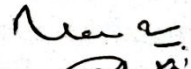


The Board has prepared and approved Panel of Examiners for the year 2022-23 (Annexure IV)

**Agenda 5: Any Other subject with the permission of Chair: Nil**

The meeting ended with a word of thanks.

  
(Prof. Mahadeva Prasad M)  
Chairman

BoS in Bio Medical and Robotic Engineering

Sl No.	Name	Chairman/ Member	Signature
1	Prof. Mahadeva Prasad M	Chairman	
2	Prof. Ananthapadmanabha T	Member	
3	Prof. Chandrashekar M Patil	Member	 C.M. Patil .. 13/12/22
4	Prof. Bindu A. Thomas	Member	 B.A. Thomas
5	Prof. Mahesh Rao	Member	
6	Prof. RavichandraKulkarani	Member	
7	Prof. Ravikumar	Member	Not Present.
8	Prof. Mallikarjun S Holi	Member	
9	Dr.M.S. MallikarjunaSwamy	Member	Not Present.



# MYSORE UNIVERSITY SCHOOL OF ENGINEERING

Scheme of Teaching and Examination 2021-2022 (As per NEP-2020)

Outcome Based Education (OBE) and Choice Based Credit System (CBCS)

(Effective from the academic year 2021-2022)



## B.E. in Biomedical and Robotic Engineering [BR]

### III SEMESTER

Sl. No.	Course & Course Code		Course Title	Teaching Dept.	Paper Setting Board	Teaching Hours/week			Examination				Credits
						Theory/Lecture	Tutorial	Practical/Drawing	Duration in Hours	CIE Marks	SEE Marks	Total Marks	
						L	T	P					
1	BSC	21MAT31	Engineering Mathematics-III	Basic Science	Basic Science	2	2	0	03	50	50	100	3
2	PCC	21BR32	Analog Circuit Design	BM & RE	BM & RE	3	2	0	03	50	50	100	4
3	PCC	21BR33	Digital Circuit Design	BM & RE	BM & RE	3	2	0	03	50	50	100	4
4	PCC	21BR34	Basics of Human Anatomy and Physiology	BM & RE	BM & RE	3	0	0	03	50	50	100	3
5	PCC	21BR35	Fundamentals of Robotics	BM & RE	BM & RE	3	2	0	03	50	50	100	4
6	IPCC	21BRL36	Analog and Digital Circuit Design Lab	BM & RE	BM & RE	0	0	3	03	50	50	100	2
7	CEE	21CIV37	Environmental Studies	CEE	CEE	1	0	0	NA	50	-	50	
8	UHV	21UHV38	Universal Human Values and Professional Ethics	Basic Science	Basic Science	1	0	0	NA	50	-	50	
<b>Total</b>						<b>16</b>	<b>08</b>	<b>03</b>	<b>18</b>	<b>400</b>	<b>300</b>	<b>700</b>	<b>22</b>

**Note:** BSC: Basic Science Courses, PCC: Professional Core Courses, IPCC: Professional Lab Courses, CEE: Civil Environmental Engineering, UHV: Universal Human Values, HSMC: Humanity, Social Science and Management Courses. NCMC: Non-credit mandatory course, INT: Internship

### Course prescribed to lateral entry Diploma holders admitted to III semester of Engineering programs

9	NCMC	21MATDIP31	Additional Mathematics-1	Basic Science	Basic Science	2	2	0	03	50	50	100	0
10	NCMC	21KANDIP32	Technical Kannada	Basic Science	Basic Science	0	2	0	-	50	-	50	0

(a) The mandatory non – credit courses Additional Mathematics I and II prescribed for III and IV semesters respectively, to the lateral entry Diploma holders admitted to III semester of BE programs, shall attend the classes during the respective semesters to complete all the formalities of the course and appear for the University examination. In case, any student fails to register for the said course/ fails to secure the minimum 40 % of the prescribed CIE marks, he/she shall be deemed to have secured F grade. In such a case, the student has to fulfil the requirements during subsequent semester/s to appear for SEE.

(b) These Courses shall not be considered for vertical progression, but completion of the courses shall be mandatory for the award of degree

#### Credit Definition:

- 1-hour lecture(L) per week per semester = **1 Credit**
- 2-hour tutorial (T) per week per semester = **1 Credit**
- 2-hour Practical/Drawing (P) per week per semester = **1 Credit**

- **Four-credit** courses are to be designed for **50** hours of Teaching-Learning process.
- **Three credit** courses are to be designed for **40** hours of Teaching-Learning process.
- **Two credit** courses are to be designed for **25** hours of Teaching-Learning process.
- **One credit** courses is to be designed for **15** hours of Teaching-Learning process.

**AICTE Activity Points to be earned by students admitted to BE/B.Tech., day college programme (For more details refer to Chapter 6, AICTE Activity Point Programme, Model Internship Guidelines):** Over and above the academic grades, every Day College regular student admitted to the 4 years Degree programme and every student entering 4 years Degree programme through lateral entry, shall earn 100 and 75 Activity Points respectively for the award of degree through AICTE Activity Point Programme. Students transferred from other Universities to the fifth semester are required to earn 50 Activity Points from the year of entry to UoM. The Activity Points earned shall be reflected on the student's eighth semester Grade Card. The activities can be spread over the years, anytime during the semester weekends and holidays, as per the liking and convenience of the student from the year of entry to the programme. However, the minimum hours' requirement should be fulfilled. Activity Points (non-credit) do not affect SGPA/CGPA and shall not be considered for vertical progression. In case students fail to earn the prescribed activity Points, an Eighth semester Grade Card shall be issued only after earning the required activity Points. Students shall be admitted for the award of the degree only after the release of the Eighth semester Grade Card.

*(Signature)*

**DIRECTOR**  
Mysore University  
School of Engineering  
Manasagangotri, Mysuru - 05



# MYSORE UNIVERSITY SCHOOL OF ENGINEERING

Scheme of Teaching and Examination 2021-2022 (As per NEP-2020)  
Outcome Based Education (OBE) and Choice Based Credit System (CBCS)  
(Effective from the academic year 2021-2022)



## B.E. in Biomedical and Robotic Engineering [BR]

IV SEMESTER													
Sl. No	Course & Course Code		Course Title	Teaching Dept.	Paper Setting Board	Teaching Hours/week			Examination				Credits
						Theory/Lecture	Tutorial	Practical/Drawing	Duration in Hours	CIE Marks	SEE Marks	Total Marks	
						L	T	P					
1	BSC	21MAT41	Engineering Mathematics-IV	Basic Science	Basic Science	2	2	0	03	50	50	100	3
2	PCC	21BR42	Signal Conditioning and Data Acquisition Circuits	BM & RE	BM & RE	3	2	0	03	50	50	100	4
3	PCC	21BR43	Biomedical Transducers and Instrumentation	BM & RE	BM & RE	3	0	0	03	50	50	100	3
4	IPCC	21BR44	Microcontroller and Embedded Systems	BM & RE	BM & RE	3	0	2	03	50	50	100	4
5	PCC	21BR45	Control Systems	BM & RE	BM & RE	3	2	0	03	50	50	100	4
6	IPCC	21BRL46	Signal Conditioning and Biomedical Transducers Lab	BM & RE	BM & RE	0	0	3	03	50	50	100	2
7	HSMC	21CPH47	Constitution of India, Professional Ethics and Cyber Law	Basic Science	Basic Science	1	0	0	NA	50	-	50	1
8	HSMC	21AEC48	Ability Enhance Course-II	BM & RE	BM & RE	1	0	0	NA	50	-	50	1
9	INT	21INT49	Summer Internship-I	(To be carried out during the intervening vacations of IV and V semesters)					-	-	-	-	-
<b>Total</b>						<b>16</b>	<b>06</b>	<b>05</b>	<b>18</b>	<b>400</b>	<b>300</b>	<b>700</b>	<b>22</b>
<p><b>Note:</b> BSC: Basic Science Courses, PCC: Professional Core Courses, IPCC: Professional Lab Courses, CEE: Civil Environmental Engineering, UHV: Universal Human Values, HSMC: Humanity, Social Science and Management Courses. NCMC: Non-credit mandatory course, INT: Internship.</p> <p><b>Summer Internship-I (21INT59):</b> shall be carried out at industrial (State and Central Government /Non-government organizations (NGOs)/Micro, Small and Medium Enterprise (MSME)/Innovation centers/ Incubation centers. The internship can also be Rural internship. All the students admitted shall have to undergo a mandatory internship of 04 weeks during the intervening vacation of IV and V semesters. A University Viva-Voce examination (Presentation followed by Question &amp; Answer session) shall be conducted during V semester and the prescribed credit shall be included in the V semester. The internship shall be considered as a head of passing and shall be considered for the award of degree. Those, who do not take up/complete the internship shall be declared fail and shall have to complete during subsequent University examination after satisfying the internship requirements. (The faculty coordinator or mentor has to monitor the students' internship progress and interact to guide them for the successful completion of the internship.) Summer Internship-I: SEE shall be through seminar and viva-voce.</p>													
<b>Course prescribed to lateral entry Diploma holders admitted to III semester of Engineering programs</b>													
10	NCMC	21MATDIP41	Additional Mathematics-II	Basic Science	Basic Science	02	02	-	03	50	50	100	0
11	NCMC	21ENGDIP42	Technical English	Basic Science	Basic Science	-	2	-	-	50	-	50	0
<p>(a) The mandatory non – credit courses Additional Mathematics I and II prescribed for III and IV semesters respectively, to the lateral entry Diploma holders admitted to III semester of BE programs, shall attend the classes during the respective semesters to complete all the formalities of the course and appear for the University examination. In case, any student fails to register for the said course/ fails to secure the minimum 40 % of the prescribed CIE marks, he/she shall be deemed to have secured F grade. In such a case, the student has to fulfil the requirements during subsequent semester/s to appear for SEE.</p> <p>(b) These Courses shall not be considered for vertical progression, but completion of the courses shall be mandatory for the award of degree</p>													
<p><b>Credit Definition:</b></p> <ul style="list-style-type: none"> <li>➤ 1-hour lecture (L) per week per semester = <b>1 Credit</b></li> <li>➤ 2-hour tutorial (T) per week per semester = <b>1 Credit</b></li> <li>➤ 2-hour Practical/Drawing (P) per week per semester = <b>1 Credit</b></li> </ul>					<ul style="list-style-type: none"> <li>➤ <b>Four-credit</b> courses are to be designed for <b>50</b> hours of Teaching-Learning process.</li> <li>➤ <b>Three credit</b> courses are to be designed for <b>40</b> hours of Teaching-Learning process.</li> <li>➤ <b>Two credit</b> courses are to be designed for <b>25</b> hours of Teaching-Learning process.</li> <li>➤ <b>One credit</b> courses is to be designed for <b>15</b> hours of Teaching-Learning process.</li> </ul>								
<p><b>AICTE Activity Points:</b> In case students fail to earn the prescribed activity Points, an Eighth semester Grade Card shall be issued only after earning the required activity Points. Students shall be admitted for the award of the degree only after the release of the Eighth semester Grade Card.</p>													

## Engineering Mathematics-III [21MAT31]

Semester III			
<b>No. of Teaching hour/Week</b>	2	<b>CIE Marks</b>	50
<b>No. of Tutorial hours/week</b>	2	<b>SEE Marks</b>	50
<b>Total No. of Lecture hours</b>	40	<b>Exam Hours</b>	03
<b>L: T:P</b>	2:1:0	<b>Credits</b>	03

Modules	Course Content	Teaching Hours
<b>Module 1</b>	<b>Fourier Series:</b> Periodic functions, Dirichlet's condition. Fourier series of periodic functions period $2\pi$ and arbitrary period. Half range Fourier series. Application of Practical harmonic analysis.	<b>08 Hours</b>
<b>Module 2</b>	<b>Fourier Transforms:</b> Infinite Fourier transforms, Fourier sine and cosine transforms. Inverse Fourier transforms. Problems.	<b>08 Hours</b>
<b>Module 3</b>	<b>Difference Equations and Z-Transforms:</b> Difference equations, basic definition, z-transform-definition, Standard z-transforms, Damping and shifting rules, initial value and final value theorems (without proof) and problems, Inverse z-transform and applications to solve difference equations.	<b>08 Hours</b>
<b>Module 4</b>	<b>Partial Differential Equations (PDE's):</b> Formation of PDE's by elimination of arbitrary constants and functions. Solution of non-homogeneous PDE by direct integration. Homogeneous PDEs involving derivative with respect to one independent variable only. Solution of Lagrange's linear PDE. Derivation of one-dimensional heat equation and wave equation. Solution of one-dimensional heat equation and wave equation by the method of separation of variables.	<b>08 Hours</b>
<b>Module 5</b>	<b>Statistical Methods:</b> Correlation and regression-Karl Pearson's coefficient of correlation and rank correlation-problems. Regression analysis- lines of regression –problems. <b>Curve Fitting:</b> Curve fitting by the method of least squares-fitting the curves of the form- $y = ax + b$ , $y = ax^b$ and $y = ax^2 + bx + c$ .	<b>08 Hours</b>

### Course outcomes:

At the end of the course the students will be able to:

- Explain the basic concepts of Fourier Series, Fourier Transforms, Z-Transforms, Partial Differential Equations, Some concepts of statistical analysis and curve fitting.
- Apply the above concepts of the syllabus in their respective branches of engineering.
- Analyse the solutions of engineering problems using these concepts.

### Text Books:

1. E. Kreyszig: Advanced Engineering Mathematics, John Wiley & Sons, 10<sup>th</sup> Ed.(Reprint), 2017.
2. B.S. Grewal: Higher Engineering Mathematics, Khanna Publishers, 44<sup>th</sup> Ed., 2017.
3. B.V.Ramana: "Higher Engineering Mathematics" 11<sup>th</sup> Edition, Tata McGraw-Hill, 2010.

**Reference Books:**

1. Srimanta Pal & Subobh C Bhunia: “Engineering Mathematics”, Oxford University Press, 3<sup>rd</sup> Reprint, 2016.
2. C.Ray Wylie, Louis C.Barrett : “Advanced Engineering Mathematics”, 6<sup>th</sup> Edition, 2. McGrawHill Book Co., New York, 1995.
3. S.S.Sastry: “Introductory Methods of Numerical Analysis”, 11<sup>th</sup> Edition, Tata McGraw-Hill, 2010
4. N.P.Bali and Manish Goyal, “A Text Book of Engineering Mathematics”, Laxmi Publications. Latest edition, 2014.
5. Chandrika Prasad and Reena Garg “Advanced Engineering Mathematics”, Latest edition, Khanna Publishing, 2018.

## Additional Mathematics-I [21MATDIP31]

Semester III			
<b>No. of Teaching hour/Week</b>	2	<b>CIE Marks</b>	50
<b>No. of Tutorial hours/week</b>	1	<b>SEE Marks</b>	50
<b>Total No. of Lecture hours</b>	40	<b>Exam Hours</b>	03
<b>L: T:P</b>	2:1:0	<b>Credits</b>	00

Modules	Course Content	Teaching Hours
<b>Module 1</b>	<b>Introduction to Complex Variables :</b> Definitions and properties. Modulus and amplitude of a complex number, Argand's diagram, De-Moivre's theorem (without proof). <b>Vector Algebra:</b> Scalar and vectors. Addition and subtraction and multiplication of vectors- Dot and Cross products, problems.	<b>08 Hours</b>
<b>Module 2</b>	<b>Differential Calculus:</b> Review of successive differentiation-illustrative examples. Maclaurin's series expansions-Illustrative examples. Partial Differentiation: Euler's theorem-problems on first order derivatives only. Total derivatives-differentiation of composite functions. Jacobians of order two-Problems.	<b>08 Hours</b>
<b>Module 3</b>	<b>Vector Differentiation:</b> Differentiation of vector functions. Velocity and acceleration of a particle moving on a space curve. Scalar and vector point functions. Gradient, Divergence, Curl-simple problems. Solenoidal and irrotational vectorfields-Problems.	<b>08 Hours</b>
<b>Module 4</b>	<b>Numerical Methods:</b> Finite differences. Interpolation/extrapolation using Newton's forward and backward difference formulae (Statements only)-problems. Solution of polynomial and transcendental equations – Newton-Raphson and Regula-Falsi methods (only formulae)-Illustrative examples. Numerical integration: Simpson's one third rule and Weddle's rule (without proof) Problems.	<b>08 Hours</b>
<b>Module 5</b>	<b>Ordinary differential equations (ODE's).</b> Introduction-solutions of first order and first-degree differential equations: exact, linear differential equations. Equations reducible to exact and Bernoulli's equation.	<b>08 Hours</b>

### Course outcomes:

At the end of the course the students will be able to:

- Explain the basic concepts of complex trigonometry, differential calculus and vector differentiation, Numerical methods, Ordinary Differential Equations of first order.
- Apply the above concepts of the syllabus in their respective branches of engineering.
- Analyse the solutions of engineering problems using these concepts.

### Text Books:

1. S C Chapra and R P Canale, *Numerical Methods for Engineering*, 15th Edition, Tata McGraw Hill
2. Erwin Kreyszig, *Advanced Engineering Mathematics*, Latest edition, Wiley Publications.
3. B.S. Grewal, *Higher Engineering Mathematics*, Latest edition, Khanna Publishers.
4. B.V. Ramana, *Higher Engineering Mathematics*, Latest edition, Tata McGraw Hill.



**Reference Books:**

1. Srimanta Pal & Subodh C. Bhunia: "*Engineering Mathematics*" Oxford University Press, 3<sup>rd</sup> Reprint, 2016.
2. N.P Bali and Manish Goyal: "*A textbook of Engineering Mathematics*" Laxmi Publications, Latest edition.
3. H.K.Dass and Er. Rajnish Verma: "*Higher Engineering Mathematics*" S.Chand Publication (2014).

## Analog Circuit Design [21BR32]

Semester III			
No. of Teaching Hour/Week	3	CIE Marks	50
No. of Tutorial hours/week	0	SEE Marks	50
Total No. of Lecture Hours	40	Exam Hours	03
<b>L: T:P</b>	3:1:0	<b>Credits</b>	04

Modules	Course Content	Teaching Hours
<b>Module 1</b>	<b>BJT Biasing:</b> Introduction, operating point, Fixed-bias configuration, Emitter-bias configuration, Voltage-divider biasing, Collector feedback bias, Emitter follower configuration. Current mirror circuits, Bias stabilization.	<b>08 Hours</b>
<b>Module 2</b>	<b>AC Analysis of BJT:</b> Introduction, BJT modeling, $r_e$ transistor model: Common Emitter and fixed bias configuration, Voltage-divider bias, CE Emitter-bias Configuration, Emitter follower configuration, Cascaded Systems, mention of Cascode & Darlington connection and its application. The Hybrid equivalent model, Approximate Hybrid equivalent circuit: Fixed bias configuration, Voltage-divider configuration, Hybrid $\pi$ model.	<b>08 Hours</b>
<b>Module 3</b>	<b>FET Biasing:</b> Introduction, Fixed-bias configuration, Self-bias configuration, Voltage-divider biasing. <b>FET Amplifiers:</b> Introduction, JFET Small signal model, JFET AC equivalent circuit, Fixed-bias configuration, Self-bias configuration with by passed source resistance, Voltage-divider configuration, Source follower configuration.	<b>08 Hours</b>
<b>Module 4</b>	<b>BJT and JFET Frequency Response:</b> Introduction, General Frequency Considerations, Low Frequency Response of BJT Amplifier, Low Frequency Response of FET Amplifier, Miller Effect Capacitance, High frequency response of BJT Amplifier, High frequency response of FET Amplifier.	<b>08 Hours</b>
<b>Module 5</b>	<b>Power Amplifiers:</b> Introduction, Series Fed Class A Amplifier, Transformer-Coupled Class A Amplifier, Class B Amplifier operation. <b>Class B amplifier circuits:</b> Transformer-Coupled Push-Pull and Complementary–Symmetry circuits, Amplifier Distortion. <b>Feedback and Oscillator Circuits:</b> Feedback concepts, Feedback connection types, effects of negative feedback, Practical feedback circuits: BJT current series and FET voltage shunt feedback configurations. Oscillator operation, Barkhausen's criteria, RC phase oscillator using BJT.	<b>08 Hours</b>

**Course outcomes:**

After Studying this course, students will be able to

- Design and implement a biasing circuit for BJT and FET
- Model the BJT/FET amplifier for ac analysis
- Analyze Frequency response of BJT and FET amplifier
- Acquire the knowledge of classifications of Power amplifier and its operation
- Understand the feedback concepts and designing of oscillator circuits

**Text and Reference Books:****Text Book:**

Robert L Boylestad and Louis Nashelsky, Electronic Devices and Circuit Theory, 10<sup>th</sup> Edition, Pearson Prentice Hall, 2009

**Reference Books:**

1. David A. Bell, Electronic Devices and Circuits, 5<sup>th</sup> Edition, Oxford University Press, 2008
2. Anil K Maini, Varsha Agarwal, Electronic Devices and Circuits, Wiley, 2012.
3. Jacob Millman, Christos C. Halkias, Integrated Electronics: Analog and Digital Circuits and Systems, McGraw-Hill, 2015

**Web links and Video Lectures (e-Resources):**

1. <https://nptel.ac.in/courses/108102112>
2. <https://nptel.ac.in/courses/108105158>
3. <http://elearning.vtu.ac.in/econtent/ECE.php#>
4. <http://elearning.vtu.ac.in/econtent/courses/video/ECE/06ES32.html>
5. [http://elearning.vtu.ac.in/econtent/courses/video/ECE/Analog\\_Electronics\\_Lab.html](http://elearning.vtu.ac.in/econtent/courses/video/ECE/Analog_Electronics_Lab.html)

## Digital Circuit Design [21BR33]

Semester III			
<b>No. of Teaching Hour/Week</b>	3	<b>CIE Marks</b>	50
<b>No. of Tutorial Hours/Week</b>	2	<b>SEE Marks</b>	50
<b>Total No. of Lecture Hours</b>	40	<b>Exam Hours</b>	03
<b>L: T:P</b>	3:1:0	<b>Credits</b>	04

Modules	Course Content	Teaching Hours
<b>Module 1</b>	<b>Principles and Design of Combinational Logic:</b> Theorems and Properties of Boolean algebra, Boolean Functions, Definition of combinational logic, Canonical forms, Generation of switching equations from Truth Tables, Relevant Problems	<b>08 Hours</b>
<b>Module 2</b>	<b>Karnaugh Maps:</b> Minimum forms of switching functions, two and three variable Karnaugh maps, four variable Karnaugh maps, determination of minimum expressions using essential prime implicants, Quine-McClusky Method: determination of prime implicants. Related Problems.	<b>08 Hours</b>
<b>Module 3</b>	<b>Logic Circuit Design:</b> Arithmetic Operation, Combinational Circuit, Binary Adder, Binary Subtractor, Binary Parallel Adder, The Look-Ahead-Carry Binary Adders, Comparator. <b>Data Processing:</b> Introduction, Decoders: One-to-Two Line Decoder, Two-to-Four Line Decoder, Three-to-Eight Line Decoder, Encoders: Four-to-Two Line Encoder, Four-to-Two Line Priority Encoders, Multiplexers: Two-to-One Multiplexer, Four-to-One Multiplexer, Eight-to-One Multiplexer, Cascading of Multiplexer using Enable	<b>08 Hours</b>
<b>Module 4</b>	<b>Latches and Flip-Flops:</b> Set Reset Latch, Gated Latches, Edge-Triggered D Flip Flop, SR Flip Flop, J K Flip Flop, T Flip Flop, Relevant Problems.	<b>08 Hours</b>
<b>Module 5</b>	<b>Design of Sequential Circuits:</b> Introduction, Notations, Moore and Mealy Sequential Circuits, Analysis of Asynchronous Sequential Circuits. <b>Registers and Counters:</b> Introduction, Registers, Shift Registers, Ripple Counters, Synchronous counters, timing sequences, shift registers, design of Binary counters, counters for other sequences, counter design using SR and J K Flip Flops.	<b>08 Hours</b>

### Course outcome:

After Studying this course, students will be able to

- Ability to apply the knowledge of mathematics and science to understand the operation of logic circuits and performance parameters.
- Ability to apply the simplification techniques/methods to optimize and implement the digital functions/circuits.
- Ability to analyze the given logic circuit based on the knowledge of digital elements
- Ability to design a combinational and sequential logic circuit for the given requirements/specifications
- Ability to understand and design the State machines with state graphs for sequential design

## **Text and Reference Books:**

### **Text Books:**

1. Charles H. Roth. Jr, Larry L. Kenny, “**Fundamentals of Logic Design**”, 7<sup>th</sup> edition, Cengage Learning, ISBN: 978-1133628477.
2. Morris Mano , “**Digital Logic and Computer Design**”, Pearson, 2016, ISBN: 9789332542525.
3. HDL Programming VHDL and Verilog by Nazeih M Botros, 2009, Dremtech Press

### **Reference Books:**

1. Tomas Lang, Jaime H Moreno, “**Introduction to Digital System**”, Milos Ercegovac, John Wiley, 2005, ISBN:978-8126522514.
2. John M Yarbrough, “**Digital Logic Applications & Design**”, Cengage Delmar Learning India Pvt, 2015, ISBN: 9788131500583.

## Basics of Human Anatomy and Physiology [21BR34]

Semester III			
<b>No. of Teaching hour/Week</b>	3	<b>CIE Marks</b>	50
<b>No. of Tutorial hours/week</b>	0	<b>SEE Marks</b>	50
<b>Total No. of Lecture hours</b>	40	<b>Exam Hours</b>	03
<b>L: T:P</b>	3:0:0	<b>Credits</b>	03

Modules	Course Content	Teaching Hours
<b>Module 1</b>	<b>Homeostasis, Tissue, Cartilage:</b> Levels of structural complexity, The internal environment and homeostasis, Communication, Movement of substances within the body, Body fluids, Cell structure and functions. Tissues: Epithelial tissue (all types), Connective tissue (all types), Cartilage- Hyaline cartilage, Fibrocartilage, Elastic cartilage.	<b>08 Hours</b>
<b>Module 2</b>	<b>Cardiovascular System:</b> Introduction, Blood vessels- Arteries and Arterioles, Veins and Venules, Capillaries. Control of blood vessel diameter, Blood supply- internal respiration, cell nutrition. Heart- position, structure - pericardium, myocardium, endocardium, interior of the heart. Flow of blood through the heart, blood supply to heart. Conducting system of the heart, factors affecting heart rate, Cardiac cycle, cardiac output, blood pressure, control of blood pressure, pulse and factors affecting the pulse rate. Circulation of the blood- pulmonary circulation, systemic circulation-aorta (different parts of aorta & their blood supply, in brief). Summary of the main blood vessels (arteries & veins, brief explanation with flow diagram only)	<b>08 Hours</b>
<b>Module 3</b>	<b>Nervous System:</b> Functional Components of nervous system, Neurons: Properties of neurons, Cell bodies, Axon and Dendrites, Nerve impulse (action potential). Types of nerves, Synapse and neurotransmitters, neuromuscular junction. Central nervous system: Meninges, ventricles of the brain and CSF. Brain: Cerebrum, functions of cerebrum, functional areas of the cerebrum, Brainstem, Cerebellum, Spinal cord- grey matter, white matter, Spinal nerves (in brief list & functions only), Cranial nerves (in brief list & functions only), Autonomic nervous system (in brief)- functions and effects.	<b>08 Hours</b>
<b>Module 4</b>	<b>Respiratory System:</b> Organs of respiration, Nose and Nasal cavity- position, structure and functions, Pharynx - position, structure, functions. Larynx - position, structure and functions. Trachea - position, structure, functions, Bronchi, bronchioles and alveoli – structure and functions, Lungs- position, associated structure, pleura and pleural cavity. Respiration - muscles of respiration, cycle of respiration, variables affecting respiration, lung volumes and capacity. <b>Digestive System:</b> Introduction, Organs of the digestive system, Basic structure of the alimentary canal, Stomach - Structure, gastric juice and functions of stomach.	<b>08 Hours</b>
<b>Module 5</b>	<b>Urinary System:</b> Introduction, Kidneys – Gross structure of kidney, microscopic structure of kidney, Functions of kidney. <b>Skeletal System:</b> Bone - Types of bone, Bone structure, microscopic structure of bone, Functions of bone. Skull bones	<b>08 Hours</b>

	<p>(name and position only), Sinuses, Fontanelles, Vertebral column - characteristics of typical vertebra, Different parts of vertebral column (name and position only), Features of vertebral column, Functions of vertebral column. Bones of Thoracic cage (name and position only), Bones of shoulder girdle and upper limb (name and position only), Bones of pelvic girdle and lower limb (name and position only).</p> <p><b>Muscles and Joints:</b> Muscle tissue: Skeletal muscle, Smooth muscle, Cardiac muscle, functions of muscle tissue. Types of joint- Fibrous, Cartilaginous, Synovial, Characteristics of synovial joints, shoulder joint, Hip joint, Knee joint.</p>	
--	--	--

### Course outcomes:

After Studying this course, students will be able to

- Describe internal environment of human body and explain the fundamental concept of homeostasis.
- Explain the structure and functioning of various types of tissues.
- Describe the structure and explain the functioning of various nervous system, cardiovascular system, respiratory system, digestive system and musculoskeletal system.
- Demonstrate and analyze various physiological parameters in normal and abnormal conditions.

### Text and Reference Books:

#### Text Books:

1. Ross & Wilson's Anatomy and Physiology in Health and Illness – by Anne Waugh and Allison Grant, 9<sup>th</sup> Edition, Churchill Livingstone Publications

#### Reference Books:

1. Concise Medical Physiology- by Sujit K. Chaudhuri, 5<sup>th</sup> Edition, New Central Book Agency Pvt. Ltd.
2. Essentials of Medical Physiology - by K. Sembulingam and Prema Sembulingam, 3<sup>rd</sup> Edition, Jaypee Publications
3. Human Physiology: From Cells to Systems – by Lauralee Sherwood, 6<sup>th</sup> Edition, Thomson India Edition, 2007.

## Fundamentals of Robotics [21BR35]

Semester III			
<b>No. of Teaching hour/Week</b>	3	<b>CIE Marks</b>	50
<b>No. of Tutorial hours/week</b>	0	<b>SEE Marks</b>	50
<b>Total No. of Lecture hours</b>	40	<b>Exam Hours</b>	03
<b>L: T:P</b>	3:1:0	<b>Credits</b>	04

Modules	Course Content	Teaching Hours
<b>Module 1</b>	<p><b>Introduction to Robotics:</b> Introduction to Robotics and Automation technologies, Brief history of robotics, Robot Anatomy, Four common configurations of Robot, Robot motions-Linear, Rotational, Revolving, twisting, Cylindrical, Spherical. <b>Degrees of Freedom of Robot,</b> Introduction to degrees of freedom, three degrees of freedom associated with arm and body polar Robot. Three degrees of freedom associated with robot wrist, Joint notation scheme. Work Volume, links and joints. Introduction to End Effectors-types-basic definitions and operations, Spatial Resolution, Accuracy, Repeatability, and Compliance.</p>	<b>08 Hours</b>
<b>Module 2</b>	<p><b>Robot Control Systems:</b> Introduction to Mathematical model of spring mass damper system. The Four types of Robot controls: Limited sequence robots, Playback robots with point to point control, playback robots with continuous path control, intelligent control.</p> <p>Robot controllers-On-off, proportional, integral, proportional-plus-integral, proportional-plus-derivative, proportional-plus integral plus derivative.</p>	<b>08 Hours</b>
<b>Module 3</b>	<p><b>Robot ARM Kinematics:</b> Introduction to manipulator kinematics, Robot position representation, Forward transformation of a 2-degree of freedom Arm, Reverse Transformation of the 2-Degree of freedom Arm.</p> <p><b>Robot ARM Dynamics:</b> Introduction to robot arm dynamics, understanding of Dynamics using Euler-Lagrangian-formation method. Only Introduction to Denavit–Hartenberg parameters. Simple problems on transformations.</p>	<b>08 Hours</b>
<b>Module 4</b>	<p><b>Robot Sensors and Actuators: Feedback components:</b> Internal state sensors, external state sensors position, velocity sensors, Resolvers, Encoders. Tactile sensor, Force sensors, Joint sensing, Tactile array sensors, Proximity and range sensors, Introduction to functions of Machine vision systems only.</p>	<b>08 Hours</b>
<b>Module 5</b>	<p><b>Introduction to Robot Programming:</b> Methods of Robot Programming-Lead through methods, Textural robot languages, Powered lead through, manual lead through. Introduction to generations of Robot Programming Languages-First Generation Languages-Second generation languages. Robot language structure block diagram. Definitions of Robot Language Elements and its functions, Robot Applications in Engineering and Specific applications in healthcare/Biomedical.-Practical demo</p>	<b>08 Hours</b>



**Course outcomes:**

After studying this course, students will able to:

1. Comprehend basic concepts of robot which includes Degrees of freedom, links, joints, robot performances.
2. Develop the control aspect of robotic systems.
3. Analyze the different transformations associated with robot kinematics and robot arm dynamics, motion equations.
4. Illustrate different attributes of robot sensors and actuators.
5. To comprehend the basics/ fundamentals of Robot programming and its structure, to understand the applications of robotics in engineering and healthcare sectors.

**Text and Reference Books:****Text Books:**

1. Mikell P Groover, Industrial Robotics-Technology, Programming and Applications 2<sup>nd</sup> edition, Tata McGraw Hill
2. Robert J Schilling, Fundamentals of Robotics,2003.
3. Richard D.Klafter, Robotics Engg. PHI, 2003.
4. R.K.Mittal and J.Nagarath, Robotics and Control,Tata McGraw Hill, Year 1995.

**Reference Books:**

1. K.S.Fu, R.C.Gonzales and Lee. Robotics, McGraw Hill International, 2008.
2. Ganesh S Hegde, Industrial Robotics –Second Edition.

## Analog and Digital Circuit Design Lab [21BRL36]

Semester III			
<b>No. of Lecture hour/Week</b>	-	<b>CIE Marks</b>	50
<b>No. of Tutorial hours/week</b>	-	<b>SEE Marks</b>	50
<b>Total No. of Lecture hours</b>	03	<b>Exam Hours</b>	03
<b>L: T:P</b>	0:0:2	<b>Credits</b>	02

### List of Experiments

Sl No.	Course Content
1.	Study and plot the input and output characteristics of CE transistor
2.	Study and plot the drain and transfer characteristics of FET
3.	Find the Efficiency and ripple factor of full-wave bridge rectifier
4.	Study the frequency response of CE amplifier with and without bypass capacitor
5.	Study the frequency response of CC amplifier and find the input and output impedances.
6.	Study of BJT based RC-Phase Shift Oscillator
<b>Circuit Analysis using PSpice/Multisim</b>	
7.	Analysis of voltage-divider biasing of BJT and FET.
8.	Analysis of two-stage RC-Coupled CE amplifier
9.	AC analysis of BJT with Voltage divider and Darlington configurations
10.	Analysis of frequency response of voltage divider biased single stage BJT and FET.
11.	Study of FET based Colpits and Hartley and oscillator
12.	Analysis of Series-FED Class A and Complementary Push-Pull Amplifiers

### Course Outcome

After Studying this course, students will be able to

- Design and Test rectifiers circuits
- Design and Test BJT/JFET biasing circuits.
- Plot the frequency response of amplifier circuits
- Analyze the limitation in bandwidth of single stage and multi stage amplifier.
- Simulate and analyze amplifier, oscillator and power amplifier circuits using PSpice.

## Digital Circuit Design Lab

Sl. No.	Course Content
<b>List of Experiments</b>	
1	Simplification, realization of Boolean expressions using logic gates and Universal gates.
2	Realization of half and full adders, half and full subtractor using logic gates.
3	(a) Realization of parallel adder and parallel subtractor using 7483 chip (b) Demonstration of BCD to Excess-3 code conversion and vice versa.
4	Application of the IC's – MUX-74153 for half and full adders, DEMUX – 74139 for 3 – bit binary to Gray and BCD to Excess-3 code converters.
5	Realization of 2 – bit comparator using gates and basic operational study of Priority encoder using 74147
6	Operational verification of Flip-Flops: (i) T type (ii) D type and iii) J-K Master slave.
7	Realization of 3 bit binary, and modulo N counters and display the count on seven segment display.
8	Realization of Shift left, Shift right, SIPO, SISO, PISO, PIPO register operations using 7495
9	Design and implementation of Multiplexer and De-multiplexer using logic gates
10	Design and implementation of encoder and decoder using logic gates
11	Design and implementation of 3-bit synchronous up/down counter
12	Design the Ring counters and Johnson counter.

### **Open ended Experiments:**

1. Design and implement a circuit to synthesize clock signal of given frequency.
2. Design and implement a circuit to count event and latch it.
3. Design and implement a circuit to control traffic signal (Simple function).

### **Course Outcome**

After Studying this course, students will be able to

- Analyze and optimize the logic circuit for given Boolean expressions.
- Design and Implement combinational digital circuits
- Design and Implement Sequential digital circuits
- Design and Develop a logic circuit for given problem.

## Environmental Studies (21CIV37)

Semester III (Common to all branches)			
<b>No. of Lecture hour/Week</b>	1	<b>CIE Marks</b>	50
<b>No. of Tutorial hours/week</b>	0	<b>SEE Marks</b>	00
<b>Total No. of Lecture hours</b>	16	<b>Exam Hours</b>	00
<b>L: T:P</b>	1:0:0	<b>Credits</b>	01

Modules	Course Content	Teaching Hours
<b>Module 1</b>	<p><b>Introduction:</b> Environment - Components of Environment  <b>Ecosystem:</b> Types &amp; Structure of Ecosystem, Balanced ecosystem                      Human Activities – Food, Shelter, And Economic &amp; Social Security.  <b>Impacts:</b> Impacts of Agriculture &amp; Housing Impacts of Industry, Mining &amp; Transportation Environmental Impact Assessment, Sustainable Development.</p>	<b>03 Hours</b>
<b>Module 2</b>	<p><b>Natural Resources, Water resources</b> – Availability &amp; Quality aspects, Water borne diseases &amp; water induced diseases, Fluoride problem in drinking water Mineral resources, Forest Wealth                      Material Cycles – Carbon Cycle, Nitrogen Cycle &amp; Sulphur Cycle.  <b>Energy</b> – Different types of energy, Conventional sources &amp; Non-Conventional sources of energy Solar energy, Hydro electric energy, Wind Energy, Nuclear energy, Biomass &amp; Biogas Fossil Fuels, Hydrogen as an alternative energy.</p>	<b>04 Hours</b>
<b>Module 3</b>	<p><b>Environmental Pollution</b> – Water Pollution, Noise pollution, Land Pollution, Public Health Aspects.  <b>Global Environmental Issues:</b> Population Growth, Urbanization, Land Management, Water &amp; Waste Water Management</p>	<b>03 Hours</b>
<b>Module 4</b>	<p><b>Air Pollution &amp; Automobile Pollution:</b> Definition, Effects – Global Warming, Acid rain &amp; Ozone layer depletion, controlling measures.  <b>Solid Waste Management,</b> E –Source, Segregation, Transportation, and Waste Treatment and Management  <b>&amp; Biomedical Waste Management</b> - Sources, Characteristics &amp; Disposal methods.</p>	<b>03 Hours</b>
<b>Module 5</b>	<p>Applications of GIS &amp; Remote Sensing and Smart Technologies in Environmental Engineering Practices.  <b>Environmental Legislations:</b> Acts, Rules &amp; Regulations, Role of government, Legal aspects, Role of Nongovernmental Organizations (NGOs), Environmental Education &amp; Women Education.</p>	<b>03 Hours</b>

### Course outcomes:

After Studying this course, students will be able to

- Understand the principles of ecology and environmental issues that apply to air, land, and water issues on a global scale.
- Develop critical thinking and/or observation skills, and apply them to the analysis of a problem or question related to the environment.
- Demonstrate Solid Waste Management.
- Apply knowledge and technology in environmental practices
- Build inquisitiveness to protect environment through societal interventions

**Text Books:**

1. Benny Joseph, "Environmental Studies", Tata McGraw – Hill Publishing Company Limited, 2005.
2. R.J.Ranjit Daniels and JagadishKrishnaswamy, "Environmental Studies", Wiley India Private Ltd., New Delhi, 2009.
3. R Rajagopalan, "Environmental Studies – From Crisis to Cure", Oxford University Press, 2005.
4. Aloka Debi, "Environmental Science and Engineering", Universities Press (India) Pvt. Ltd. 2012.

## Universal Human Value and Professional Ethics [21UHV39]

Semester III			
<b>No. of Teaching hour/Week</b>	1	<b>CIE Marks</b>	50
<b>No. of Tutorial hours/week</b>	-	<b>SEE Marks</b>	-
<b>Total No. of Lecture hours</b>	16	<b>Exam Hours</b>	-
<b>L: T:P</b>	1:0:0	<b>Credits</b>	01

Modules	Course Content	Teaching Hours
<b>Module 1</b>	<b>Introduction to Value Education:</b> Right Understanding, Relationship and Physical Facility (Holistic Development and the Role of Education) Understanding Value Education, Self-exploration as the Process for Value Education, Continuous Happiness and Prosperity – the Basic Human Aspirations, Happiness and Prosperity – Current Scenario, Method to Fulfil the Basic Human Aspirations	<b>03 Hours</b>
<b>Module 2</b>	<b>Harmony in the Human Being:</b> Understanding Human being as the Co-existence of the Self and the Body, Distinguishing between the Needs of the Self and the Body, The Body as an Instrument of the Self, Understanding Harmony in the Self, Harmony of the Self with the Body, Programme to ensure self-regulation and Health	<b>03 Hours</b>
<b>Module 3</b>	<b>Harmony in the Family and Society:</b> Harmony in the Family – the Basic Unit of Human Interaction, 'Trust' – the Foundational Value in Relationship, 'Respect' – as the Right Evaluation, Other Feelings, Justice in Human-to-Human Relationship, Understanding Harmony in the Society, Vision for the Universal Human Order	<b>03 Hours</b>
<b>Module 4</b>	<b>Harmony in the Nature/Existence:</b> Understanding Harmony in the Nature, Interconnectedness, self-regulation and Mutual Fulfilment among the Four Orders of Nature, Realizing Existence as Co-existence at All Levels, The Holistic Perception of Harmony in Existence	<b>03 Hours</b>
<b>Module 5</b>	<b>Implications of the Holistic Understanding – a Look at Professional Ethics:</b> Natural Acceptance of Human Values, Definitiveness of (Ethical) Human Conduct, A Basis for Humanistic Education, Humanistic Constitution and Universal Human Order, Competence in Professional Ethics Holistic Technologies, Production Systems and Management Models-Typical Case Studies, Strategies for Transition towards Value-based Life and Profession	<b>04 Hours</b>

### Course outcomes:

The course and further follow up is expected to positively impact common graduate attributes like:

- Holistic vision of life
- Socially responsible behaviour and Environmentally responsible work
- Ethical human conduct.

- Having Competence and Capabilities for Maintaining Health and Hygiene
- Appreciation and aspiration for excellence (merit) and gratitude for all

**Textbook and Reference Books :**

1. R R Gaur, R Asthana, G P Bagaria, The Textbook “A Foundation Course in Human Values and Professional Ethics”, 2<sup>nd</sup> Revised Edition, Excel Books, New Delhi, 2019. ISBN 978-93-87034- 447-1 b.
2. R R Gaur, R Asthana, The Teacher’s Manual for “A Foundation Course in Human Values and Professional Ethics”

## Engineering Mathematics-IV [21MAT41]

Semester IV			
No. of Teaching hour/Week	3	CIE Marks	50
No. of Tutorial hours/week	0	SEE Marks	50
Total No. of Lecture hours	40	Exam Hours	03
<b>L: T:P</b>	3:0:0	<b>Credits</b>	03

Modules	Course Content	Teaching Hours
<b>Module 1</b>	<p><b>Calculus of complex functions:</b> Review of function of a complex variables, limits, continuity, and differentiability. Analytic functions: Cauchy-Riemann equations in Cartesian and polar forms and consequences.</p> <p><b>Construction of analytic functions:</b> Milne-Thomson method-Problems.</p>	<b>08 Hours</b>
<b>Module 2</b>	<p><b>Conformal transformations:</b> Introduction. Discussion of transformations: <math>w = z^2</math>, <math>w = e^z</math>, <math>w = z + \frac{1}{z}</math> (<math>z \neq 0</math>). Bilinear transformations- Problems.</p> <p><b>Complex integration:</b> Line integral of a complex function- Cauchy's theorem and Cauchy's integral formula and problems.</p>	<b>08 Hours</b>
<b>Module 3</b>	<p><b>Numerical Solutions of Ordinary Differential Equations (ODE's):</b> Numerical solution of ODE's of first order and first degree- Taylor's series method, Modified Euler's method. Runge -Kutta method of fourth order, Milne's predictor and corrector method (No derivations of formulae)-Problems.</p> <p>Numerical Solution of Second Order ODE's - Runge-Kutta method and Milne's predictor and corrector method. (No derivations of formulae).</p>	<b>08 Hours</b>
<b>Module 4</b>	<p><b>Probability Distributions:</b> Review of basic probability theory. Random variables (discrete and continuous), probability mass/density functions. Binomial, Poisson, exponential and normal distributions- problems (No derivation for mean and standard deviation)-Illustrative examples.</p>	<b>08 Hours</b>
<b>Module 5</b>	<p><b>Joint probability distribution:</b> Joint Probability distribution for two discrete random variables, expectation and covariance.</p> <p><b>Sampling Theory:</b> Introduction to sampling distributions, standard error, Type-I and Type-II errors. Test of hypothesis for means, student's t-distribution, Chi-square distribution as a test of goodness of fit.</p>	<b>08 Hours</b>

**Course outcomes:** At the end of the course the students will be able to:

- Explain the concepts of integral calculus, higher order differential equations, Laplace transforms, Probability and Linear Algebra.
- Apply the above concepts of the syllabus in their respective branches of engineering.
- Analyse the solutions of engineering problems using these concepts.



## **Text and Reference Books:**

### **Text Books:**

1. Erwin Kreyszig, *Advanced Engineering Mathematics*, Latest edition, Wiley Publications.
2. B.S. Grewal, *Higher Engineering Mathematics*, Latest edition, Khanna Publishers.
3. B.V. Ramana, *Higher Engineering Mathematics*, Latest edition, Tata McGraw Hill.

### **Reference Books:**

1. Srimanta Pal & Subodh C. Bhunia: "*Engineering Mathematics*" Oxford University Press, 3rd Reprint, 2016.
2. N.P Bali and Manish Goyal: "*A textbook of Engineering Mathematics*" Laxmi Publications, Latest edition.
3. H.K.Dass and Er. Rajnish Verma: "*Higher Engineering Mathematics*" S.Chand Publication (2014).

## Additional Mathematics-II [21MATDIP41]

Semester IV			
No. of Lecture hour/Week	2	CIE Marks	50
No. of Tutorial hours/week	1	SEE Marks	50
Total No. of Lecture hours	40	Exam Hours	03
<b>L: T:P</b>	2:1:0	<b>Credits</b>	00

Modules	Course Content	Teaching Hours
<b>Module 1</b>	<b>Integral Calculus:</b> Review of elementary integral calculus. Reduction formulae for $\sin^n x, \cos^n x$ (with proof) and $\sin^m x \cos^n x$ (without proof) and evaluation of these with standard limits-Examples. Double integrals-Simple examples. Beta and Gamma functions- Simple problems	<b>08 Hours</b>
<b>Module 2</b>	<b>Higher order ODE's:</b> Linear differential equations of second and higher order equations with constant coefficients. Homogeneous /non-homogeneous equations. Inverse differential operators. [Particular Integral restricted to $R(x) = e^{ax}, \sin ax / \cos ax$ for $(D)y = R(x)$ ].	<b>08 Hours</b>
<b>Module 3</b>	<b>Laplace Transform:</b> Definition and Laplace transforms of elementary functions (statements only)-problems. Inverse Laplace Transform: Inverse Laplace transforms by method of partial fractions, Convolution theorem to find the inverse Laplace transforms. Solution of linear differential equations using Laplace transforms.	<b>08 Hours</b>
<b>Module 4</b>	<b>Introduction to Probability:</b> Introduction. Sample space and events. Axioms of probability. Addition and multiplication theorems. Conditional probability, Bayes's theorem, problems.	<b>08 Hours</b>
<b>Module 5</b>	<b>Linear Algebra:</b> Introduction - rank of matrix by elementary row operations - Echelon form. Consistency of system of linear equations - Gauss elimination method. Eigen values and Eigen vectors of a square matrix. Problems.	<b>08 Hours</b>

### Course outcomes:

At the end of the course the students will be able to:

- Explain the concepts of integral calculus, Higher order differential equations, Laplace transforms, Probability and Linear Algebra.
- Apply the above concepts of the syllabus in their respective branches of engineering.
- Analyse the solutions of engineering problems using these concepts.

### Text and Reference Books:

#### Text Books:

1. Erwin Kreyszig, *Advanced Engineering Mathematics*, Latest edition, Wiley Publications.
2. B.S. Grewal, *Higher Engineering Mathematics*, Latest edition, Khanna Publishers.
3. B.V. Ramana, *Higher Engineering Mathematics*, Latest edition, Tata McGraw Hill.

4. Srimanta Pal & Subodh C. Bhunia: "*Engineering Mathematics*" Oxford University Press, 3rd Reprint, 2016.

**Reference Books:**

1. N.P Bali and Manish Goyal: "*A textbook of Engineering Mathematics*" Laxmi Publications, Latest edition.
2. H.K.Dass and Er. Rajnish Verma: "*Higher Engineering Mathematics*" S.Chand Publication (2014).

## Signal Conditioning and Data Acquisition Circuits [21BR42]

SemesterIV			
<b>No. of Teaching hour/Week</b>	3	<b>CIE Marks</b>	50
<b>No. of Tutorial hours/week</b>	0	<b>SEE Marks</b>	50
<b>Total No. of Lecture hours</b>	40	<b>Exam Hours</b>	03
<b>L: T:P</b>	3:1:0	<b>Credits</b>	04

Modules	Course Content	Teaching Hours
<b>Module 1</b>	<p><b>Introduction to Operational Amplifiers:</b> Introduction, Block schematic of an Op-amp, Power supply connections, Characteristics of an Ideal OP-AMP, Inverting Amplifier, Non-inverting Amplifier, Voltage follower, Differential Amplifier, CMRR. (Relevant problems).</p> <p><b>Operational Amplifier Characteristics:</b> DC characteristics – Input bias current, Input offset current, Input offset voltage, Total output offset voltage, Thermal drift. AC characteristics – Frequency response, Slew rate, PSRR.</p> <p><b>Basic op-amp applications:</b> Scale changer/Inverter. Summing amplifier: Inverting summing amplifier, Non-inverting Summing amplifier, Subtractor, Instrumentation Amplifier. (Relevant problems).</p>	<b>08 Hours</b>
<b>Module 2</b>	<p><b>Operational Amplifier Applications:</b> <math>V - I</math> and <math>I - V</math> converter, Op-amp circuit using diodes, sample and hold circuit, Differentiator and Integrator.</p> <p><b>Comparator and waveforms generator:</b> Comparator, Regenerative comparator (Schmitt Trigger), Astablemultivibrator, Monostablemultivibrator and Triangular waveform generator. Phase shift oscillator, Wien bridge oscillator. (Relevant problems).</p>	<b>08 Hours</b>
<b>Module 3</b>	<p><b>Voltage Regulators:</b>Introduction, Series Op-amp regulator, IC voltage regulators, 723 general purpose regulators, switching regulator.</p> <p><b>Active filters:</b>First and Second order LPF, First and Second orders HPF, Band Pass Filters, Band Reject filters. (Design examples).</p>	<b>08 Hours</b>
<b>Module 4</b>	<p><b>555 Timer:</b> Description of Functional Diagram, Monostable operation, Applications of MonostableMultivibrator: Frequency Divider &amp; Pulse Width Modulation. Astable operation, Applications of AstableMultivibrator: FSK Generator and Pulse Position Modulation.</p> <p><b>Phase Locked Loops:</b> Basic Principles, Analog phase Detector/comparator, Voltage controlled oscillator.PLL applications: Frequency Multiplication/Division, Frequency translation, FM demodulation</p>	<b>08 Hours</b>
<b>Module 5</b>	<p><b>Data Acquisition Systems:</b>Types of instrumentation systems, Components of analog data acquisition system, Digital data acquisition system. Single channel and Multi-channel data acquisition.</p> <p><b>Data Converters:</b>Digital to AnalogConverters:Basic DAC techniques, Weighted Resistor DAC, R – 2R Ladder DAC, DAC 0800 (Data sheet: Features and description only).</p>	<b>08 Hours</b>

	Analog to Digital Converters:Functional diagram of ADC, Flash ADC, Counter type ADC, Successive approximation ADC, Dual slope ADC. ADC 0809 (Data sheet: Features, specifications and description only), DAC/ADC specifications	
--	---	--

**Course outcomes:**

After Studying this course, students will be able to

1. Understand the basic principles and operation of op-amp.
2. Design and develop circuits to meet the practical applications
3. Implement and integrate the op-amp circuits in electronic gadgets.

**Text and Reference Books:**

**Text Books:**

1. D. Roy Choudhury and Shail B. Jain, “Linear Integrated Circuits”, 4<sup>th</sup> edition, Reprint 2010, New Age International. (Module -1,2,3,4 & 5)
2. Ramakant A. Gayakwad, “Op - Amps and Linear Integrated Circuits”, 4<sup>th</sup> edition, PHI (Module-3)
3. A K Sawhney, “A course in Electrical & Electronic Measurements & Instrumentation”, DhanpatRai Publications, 19<sup>th</sup> edition, 2011.(Module-5)

**Reference Books:**

1. Robert. F. Coughlin & Fred. F. Driscoll, “Operational Amplifiers and Linear Integrated Circuits”, PHI/Pearson, 2006
2. James M. Fiore, “Op - Amps and Linear Integrated Circuits”, Thomson Learning, 2001
3. Sergio Franco, “Design with Operational Amplifiers and Analog Integrated Circuits”, TMH, 3e, 2005.

## Biomedical Transducers and Instrumentation [21BR43]

Semester IV			
<b>No. of Teaching hour/Week</b>	3	<b>CIE Marks</b>	50
<b>No. of Tutorial hours/week</b>	0	<b>SEE Marks</b>	50
<b>Total No. of Lecture hours</b>	40	<b>Exam Hours</b>	03
<b>L: T:P</b>	3:0:0	<b>Credits</b>	03

Modules	Course Content	Teaching Hours
<b>Module 1</b>	<b>Measurement, Functional Elements of Measurement System and Transducers:</b> Measurement, Significance of measurement, Instruments and measurement systems, Electronic instruments, Analog and digital modes of operation, Functions of instruments and measurement systems, Applications of measurement systems, Basic medical instrumentation system, Performance requirements of medical instrumentation systems, PC based medical instruments, General constraints in design of medical instrumentation systems. Transducers, Classifications of transducers-primary & secondary, active & passive, analog and digital transducers.	<b>08 Hours</b>
<b>Module 2</b>	<b>Bioelectric Signals and Electrodes:</b> Sources of Biomedical Signals, Origin of Bioelectric Signals, Electrocardiogram (ECG), Electroencephalogram (EEG), Electromyogram (EMG), Electrooculogram (EOG), Electroretinogram (ERG), Recording Electrodes– Electrode-tissue interface, Electrolyte-Skin interface, polarization, skin contact impedance, motion artifacts, Silver-Silver Chloride electrodes, Electrodes for ECG, Electrodes for EEG, Electrodes of EMG, Electrical conductivity of electrode jellies and creams, microelectrodes.	<b>08 Hours</b>
<b>Module 3</b>	<b>Measurement of Displacement:</b> Introduction, Principles of Transduction: Variable resistance devices, Variable Inductance Transducer, Synchros and Resolvers, Variable Capacitance Transducer, Hall Effect Devices, Proximity Devices, Digital Transducer <b>Measurement of Strain:</b> Introduction, Electrical Strain Gauges, Theory of operation of resistance strain gauges, Types of Electrical Strain Gauges – Wire gauges, unbounded strain gauges, foil gauges, Semiconductor strain gauges (principle, types & list of characteristics only), Materials for strain gauges. Wheatstone bridge circuit for strain gauges, Applications.	<b>08 Hours</b>
<b>Module 4</b>	<b>Measurement of Temperature:</b> Introduction, Resistance type temperature sensors, Platinum resistance thermometer, Thermistors (principle, types & characteristics), Thermocouples, Solid state sensors – principle and working of AD590 (characteristics and features), and LM35 (characteristics and features), Quartz thermometer, Temperature measurement by radiation methods, Optical pyrometer. <b>Measurement of Force:</b> Introduction, Force measuring sensor – Load cells – Column type devices, Proving rings, Cantilever beam, Hydraulic load cell, Electronic weighing system.	<b>08 Hours</b>
<b>Module 5</b>	<b>Flow Measurement:</b> Introduction, Classification of Flow Meters, Head type flow meters – Orifice meter and Venturi	<b>08 Hours</b>

	<p>tube, Rotameter, Electromagnetic Flow Meter, Ultrasonic flow meter, Laser anemometer, Rotor torque mass flow meter.</p> <p><b>Measurement of Pressure:</b> Introduction, Diaphragms, Other elastic elements, Transduction methods – potentiometric device, strain gauge transducer, variable reluctance, LVDT type, variable capacitance device (principle, schematic &amp; working, no derivation), Piezoelectric pressure transducer, Pressure multiplexer.</p>	
--	--	--

### Course outcomes:

At the end of the course the student will be able to:

- Define the measurement, instrument, transducer, and explain the basic medical instrumentation system.
- Explain the principle, construction and working of transducers for the measurement of displacement and strain.
- Discuss the principle, construction and working of transducers for the measurement of temperature and force.
- Illustrate the methods for the measurement of flow and pressure.
- Use the above transducers for the measurement of physiological signals.

### Text and Reference Books:

#### Textbooks:

1. Electrical and Electronic Measurements and Instrumentation – A. K. Sawhney, 17<sup>th</sup> Edition (Reprint 2004), Dhanpat Rai & Co. Pvt. Ltd., 2004.(Module-1).
2. Handbook of Biomedical Instrumentation- R S Khandpur, 2nd edition, Tata McGraw Hill, 2003. (Module-1 & 2)
3. Instrumentation: Devices and Systems- C. S. Rangan, G. R. Sarma, V. S. V. Mani, 2<sup>nd</sup> Edition (32<sup>nd</sup> Reprint), McGraw Hill Education (India), 2014. (Module 3, 4 & 5).

#### Reference Books:

1. Electronic Instrumentation and Measurements - David A Bell, 3<sup>rd</sup> Edition, Oxford University Press, 2013.
2. Transducers and Instrumentation – D.V.S.Murty, 2<sup>nd</sup> Edition, PHI, 2009.
3. Introduction to Measurements and Instrumentation - A. K. Ghosh, 2<sup>nd</sup> Edition, PHI, 2007.
4. Instrumentation Measurement and Analysis- B.C.Nakra and K.K.Choudhry, 3<sup>rd</sup> Edition, McGraw Hill Education (India) Pvt.Ltd. 2009.

## Microcontroller and Embedded Systems [21BR44]

Semester IV			
<b>No. of Teaching hour/Week</b>	3	<b>CIE Marks</b>	50
<b>No. of Tutorial hours/week</b>	0	<b>SEE Marks</b>	50
<b>Total No. of Lecture hours</b>	40	<b>Exam Hours</b>	03
<b>L: T:P</b>	3:0:1	<b>Credits</b>	04

Modules	Course Content	Teaching Hours
<b>Module 1</b>	<b>Microprocessors versus Microcontrollers, ARM Embedded Systems:</b> The RISC design philosophy, The ARM Design Philosophy, Embedded System Hardware, Embedded System Software. ARM Processor Fundamentals: Registers, Current Program Status Register, Pipeline, Exceptions, Interrupts, and the Vector Table , Core Extensions	<b>08 Hours</b>
<b>Module 2</b>	<b>Introduction to the ARM Instruction Set :</b> Data Processing Instructions , Programme Instructions, Software Interrupt Instructions, Program Status Register Instructions, Coprocessor Instructions, Loading Constants ARM programming using Assembly language: Writing Assembly code, Profiling and cycle counting, instruction scheduling, Register Allocation, Conditional Execution, Looping Constructs	<b>08 Hours</b>
<b>Module 3</b>	<b>Embedded System Components:</b> Embedded Vs General computing system, History of embedded systems, Classification of Embedded systems, Major applications areas of embedded systems, purpose of embedded systems Core of an Embedded System including all types of processor/controller, Memory, Sensors, Actuators, LED, 7 segment LED display, stepper motor, Keyboard, Push button switch, Communication Interface (onboard and external types), Embedded firmware, Other system components.	<b>08 Hours</b>
<b>Module 4</b>	<b>Embedded System Design Concepts:</b> Characteristics and Quality Attributes of Embedded Systems, Operational quality attributes, non-operational quality attributes, Embedded OS Systems-Application and Domain specific, Hardware Software Co-Design and Program Modelling, embedded firmware design and development.	<b>08 Hours</b>
<b>Module 5</b>	<b>RTOS and IDE for Embedded System Design:</b> Operating System basics, Types of operating systems, Task, process and threads (Only POSIX Threads with an example program), Thread preemption, Multiprocessing and Multitasking, Task Communication (without any program), Task synchronization issues-Racing and Deadlock, Concept of Binary and counting semaphores (Mutex example without any program), How to choose an RTOS, Integration and testing of Embedded hardware and firmware, Embedded system Development Environment-Block diagram (excluding Keil), Disassembler/decompiler, simulator, emulator and debugging techniques, target hardware debugging, boundary scan.	<b>08 Hours</b>

### Course outcomes:

After Studying this course, students will be able to

- Describe the architectural features and instructions of ARM microcontroller



- Apply the knowledge gained for Programming ARM for different applications.
- Interface external devices and I/O with ARM microcontroller.
- Interpret the basic hardware components and their selection method based on the characteristics and attributes of an embedded system.
- Develop the hardware /software co-design and firmware design approaches.
- Demonstrate the need of real time operating system for embedded system applications

### Text and Reference Books:

#### Text Books:

1. Andrew N Sloss, Dominic Symes and Chris Wright, ARM system developers guide, Elsevier, Morgan Kaufman publishers, 2008.
2. Shibu K V, “Introduction to Embedded Systems”, Tata McGraw Hill Education, Private Limited, 2nd Edition.

#### Reference Books:

1. Raghunandan.G.H, Microcontroller (ARM) and Embedded System, Cengage learning Publication,2019
2. The Insider’s Guide to the ARM7 Based Microcontrollers, Hitex Ltd.,1st edition, 2005.
3. Steve Furber, ARM System-on-Chip Architecture, Second Edition, Pearson, 2015.
4. Raj Kamal, Embedded System, Tata McGraw-Hill Publishers, 2nd Edition, 2008.

## Microcontroller and Embedded Systems Lab

Sl. No.	Course Content
<b>List of Experiments</b>	
<b>PART A:</b> Conduct the following experiments by writing program using ARM7TDMI/LPC2148 using an evaluation board/simulator and the required software tool.	
1	Write a program to multiply two 16 bit binary numbers
2	Write a program to find the sum of first 10 integer numbers.
3	Write a program to find factorial of a number
4	Write a program to add an array of 16 bit numbers and store the 32 bit result in internal RAM
5	Write a program to find the square of a number (1 to 10) using look-up table.
6	Write a program to find the largest/smallest number in an array of 32 numbers .
7	Write a program to arrange a series of 32 bit numbers in ascending/descending order.
8	Write a program to count the number of ones and zeros in two consecutive memory locations.
<b>PART –B</b> Conduct the following experiments on an ARM7TDMI/LPC2148 evaluation board using evaluation version of Embedded 'C' &Keil Uvision-4 tool/compiler.	
9	Display “Hello World” message using Internal UART.
10	Interface and Control a DC Motor.
11	Interface a Stepper motor and rotate it in clockwise and anti-clockwise direction.
12	Determine Digital output for a given Analog input using Internal ADC of ARM controller.
13	Interface a DAC and generate Triangular and Square waveforms.
14	Interface a 4x4 keyboard and display the key code on an LCD.
15	Demonstrate the use of an external interrupt to toggle an LED On/Off
16	Display the Hex digits 0 to F on a 7-segment LED interface, with an appropriate delay in between.

## Control Systems [21BR45]

Semester IV			
<b>No. of Teaching hour/Week</b>	3	<b>CIE Marks</b>	50
<b>No. of Tutorial hours/week</b>	2	<b>SEE Marks</b>	50
<b>Total No. of Lecture hours</b>	40	<b>Exam Hours</b>	03
<b>L: T:P</b>	3:1:0	<b>Credits</b>	04

Modules	Course Content	Teaching Hours
<b>Module 1</b>	<b>Modelling of Systems and Block diagram:</b> Introduction to Control Systems, Types of Control Systems, with examples. Concept of mathematical modelling of physical systems- Mechanical, Translational (Mechanical accelerometer, systems excluded), and Rotational systems, Analogous systems based on force voltage analogy and force current analogy. Introduction to Block diagram algebra. Numerical problems on all topics. Introduction to Simulation package for practical component.	<b>08 Hours</b>
<b>Module 2</b>	<b>Signal Flow graph:</b> Introduction to Signal Flow graph, Mason's gain formula. Obtaining Transfer functions for the given SFG using Mason's gain formula. Time response analysis: Introduction. Standard test signals, response of first order & second order systems for unit step input. Steady state errors & Error constants. Numerical problems on all topics.	<b>08 Hours</b>
<b>Module 3</b>	<b>Concepts of stability:</b> The Concept of stability. Necessary conditions for stability. Hurwitz stability criterion. Routh stability criterion. Relative stability analysis using RH Criterion. The Root Locus Technique: Introduction. Root locus concepts. Construction of root loci. Stability analysis using Root locus Technique. Numerical problems on all topics.	<b>08 Hours</b>
<b>Module 4</b>	<b>Frequency domain Analysis:</b> Introduction to frequency domain analysis, Correlation between time & frequency response, Bode plots. Numerical problems on all topics. Polar Plot: Introduction to Polar plot and Nyquist plots, Nyquist stability criterion. Stability analysis using Polar plot. Numerical problems on all topics.	<b>08 Hours</b>
<b>Module 5</b>	<b>State space Analysis:</b> Concept of state, state variables and state model. State diagrams and State models for Linear continuous-time systems (Electrical systems): State space representation using Physical and Phase Variables. Derivation of transfer functions from the state model. Numerical problems on all topics.	<b>08 Hours</b>

**PRACTICAL COMPONENT: Using suitable simulation software, demonstrate the operation of the following:**

1. Determination of time response specification of a first order, second order and third order system taking suitable transfer functions.
2. Determination of time response specification of a second order underdamped system, for different damping factors.
3. Determination of frequency response of a second order System

4. Determination of frequency response of a lead lag compensator
5. Using suitable simulation package, plot Root locus plot for the given transfer function and analyse for stability.
6. Using suitable simulation package, plot Bode plot for the given transfer function and analyse for stability.
7. Using suitable simulation package, plot Nyquist plot for the given transfer function and analyse for stability.
8. Using suitable simulation package, obtain the time response from state model of a system.

**Course outcomes:**

After studying this course, students will able to:

- Apply modelling knowledge in implementation physical systems.
- Understand the reduction of block diagram & analyze using Signal flow graph.
- Comment on performance of a system by evaluating various parameters.
- Model a system by applying the concept of State Space analysis

**Text and Reference Books:****Text Books:**

1. I.J. Nagarath and M. Gopal, "Control Systems Engineering", 5<sup>th</sup> edition, New Age International (P) Limited, Publishers, – 2012.
2. K. Ogata, "Modern Control Engineering", 4<sup>th</sup> Edition, Pearson Education Asia/ PHI, 2002

**Reference Books:**

1. Benjamin C. Kuo, "Automatic Control Systems", 8<sup>th</sup> Edition, John Wiley India Pvt. Ltd., 2008.
2. Joseph J Distefano III et al., "Feedback and Control System", 2<sup>nd</sup> Edition Schaum's Outlines, TMH, 2007.

## Signal Conditioning and Biomedical Transducers Lab [21BRL46]

Semester IV			
<b>No. of Lecture hour/Week</b>	-	<b>CIE Marks</b>	50
<b>No. of Tutorial hours/week</b>	-	<b>SEE Marks</b>	50
<b>Total No. of Lecture hours</b>	03	<b>Exam Hours</b>	03
<b>L: T:P</b>	0:0:2	<b>Credits</b>	02

Sl. No.	Course Content
1	To design and implement • Inverting Amplifier and Inverting Attenuator • Non-Inverting Amplifier and Voltage Follower
2	To realize • Full wave Precision rectifier • Voltage regulator using IC 723
3	To design and implement • Butterworth I order Low-pass filter • Butterworth II order High-pass filter
4	To design and implement • RC Phase shift oscillator • Wein Bridge oscillator
5	To realize • ZCD • Positive and Negative Voltage level detectors
6	To design and implement • Astable Multivibrator using 555 timer • Mono-stable Multivibrator using 555 timer
7	To realize Sample and Hold circuit using discrete components
8	To realize Programmable Gain Amplifier using Analog Mux
9	Measurement of displacement using LVDT and finding the sensitivity & resolution.
10	Characteristics of Load cell and Cantilever beam using Strain gauge: Plotting the characteristics and finding their sensitivity for Quarter, Half and Full bridge configurations.
11	Temperature measurement using RTD, Thermistor and Thermocouple: Plotting the characteristics and finding their sensitivity.
12	Temperature measurement using AD590/LM35: Plotting the characteristics and finding their sensitivity.

### Course outcomes:

After studying this course, students will be able to;

- Sketch circuit schematics, construct circuits on breadboards, analyze and troubleshoot circuits containing Op-amps, resistors, diodes, capacitors and independent sources.
- Memorize and reproduce the manufacturer's data sheets of IC 555 timer, IC  $\mu$ 741 op-amp and data converters like IC ADC 0800 and IC DAC 0809.
- Design and evaluate analog integrated circuits like Amplifiers, Oscillators, Active filters, Precision Rectifiers and Voltage level detectors, and compare the experimental results with theoretical values.
- Demonstrate and analyze the working of Sample-Hold, Programmable gain amplifier and Analog Multiplexer circuits in data acquisition system.
- Design and evaluate different resolution data converters using discrete components and ICs.

**Text and Reference Books:**

1. D. Roy Choudhury and Shail B Jain, "Linear Integrated Circuits", 4<sup>th</sup> edition, Reprint 2010, New Age International.
2. Ramakant A. Gayakwad, "Op - Amps and Linear Integrated Circuits", 4<sup>th</sup> edition, PHI.
3. A K Sawhney, "A course in Electrical & Electronic Measurements & Instrumentation", 19<sup>th</sup> edition, DhanpatRai Publications, 2011.
4. Robert. F. Coughlin & Fred. F. Driscoll, "Operational Amplifiers and Linear Integrated Circuits", PHI/Pearson, 2006
5. James M. Fiore, "Op - Amps and Linear Integrated Circuits", Thomson Learning, 2001
6. Sergio Franco, "Design with Operational Amplifiers and Analog Integrated Circuits", TMH, 3<sup>rd</sup> edition, 2005



**CONSTITUTION OF INDIA, PROFESSIONAL ETHICS & CYBER  
LAW (21CPH47)**

Semester IV (Common to all branches)

No. of Lecture hour/Week	1	CIE Marks	50
No. of Tutorial hours/week	0	SEE Marks	00
Total No. of Lecture hours	16	Exam Hours	00
L: T:P	1:0:0	Credits	01

Modules	Course Content	Teaching Hours
Module 1	<b>Introduction to Indian Constitution:</b> Definition of Constitution, Necessity of the Constitution, Societies before and after the Constitution adoption. Introduction to the Indian constitution, Making of the Constitution, Role of the Constituent Assembly. Preamble of Indian Constitution & Key concepts of the Preamble. Salient features of India Constitution.	03 Hours
Module 2	<b>Fundamental Rights (FR's), Directive Principles of State Policy (DPSP's) and Fundamental Duties (FD's):</b> Fundamental Rights and its Restriction and limitations in different Complex Situations. DPSP's and its present relevance in Indian society. Fundamental Duties and its Scope and significance in Nation building.	03 Hours
Module 3	<b>Union Executive:</b> Parliamentary System, Union Executive – President, Prime Minister, Union Cabinet, Parliament - LS and RS, Parliamentary Committees, Important Parliamentary Terminologies. Supreme Court of India, Judicial Reviews and Judicial Activism.	03 Hours
Module 4	<b>State Executive &amp; Elections, Amendments and Emergency Provisions:</b> State Executive, Election Commission, Elections & Electoral Process. Amendment to Constitution (Why and How) and Important Constitutional Amendments till today. Emergency Provisions.	03 Hours
Module 5	<b>Professional Ethics:</b> Definition of Ethics & Values. Professional & Engineering Ethics. Positive and Negative aspects of Engineering Ethics. <b>Cyber Laws:</b> Salient features of the IT Act, 2000, various authorities under IT Act and their powers. ; Penalties & Offences, amendments. <b>Computer &amp; Cyber Security:</b> (a) Types of Attacks, (b) Network Security (c) Overview of Security threats, (d) Hacking Techniques, (e) Password cracking (f) Insecure Network connections, (g) Malicious code (h) Concept of Fire wall Security	04 Hours

**Course Outcomes:**

At the end of the course the students will be able to:

- Have constitutional knowledge and legal literacy.

  
**DIRECTOR**  
**Mysore University**  
**School of Engineering**  
 Narasagangotri, Mysuru - 06

- Understand Engineering and Professional ethics and responsibilities of Engineers.
- Understand cyber threats & cyber laws, acts and their powers.

**Reference Books:**

1. Shubham Singla, „Constitution of India, Professional Ethics & Human Rights“, CENGAGE Publications 2018.
2. Cyber Law & Cyber Crimes by Advocate Prashant Mali; Snow White publications, Mumbai.
3. Cyber Law in India by Farooq Ahmad; Pioneer Books.



## ABILITY ENHANCEMENT COURSE II (21AEC48)

Semester IV (Common to all branches)

No. of Lecture hour/Week	1	CIE Marks	50
No. of Tutorial hours/week	0	SEE Marks	00
Total No. of Lecture hours	16	Exam Hours	00
L: T:P	1:0:0	Credits	01

Modules	Course Content	Teaching Hours
Module 1	<b>Technical Report Writing:</b> Introduction to Technical writing process, Understanding of writing process, Introduction to various Technical Report writing.	03 Hours
Module 2	<b>Art of condensation and Paragraph Writing:</b> Introduction and importance, Types and principles of condensation. Importance of paragraph writing, Features and its construction styles.	03 Hours
Module 3	<b>Business Report Writing:</b> Introduction, Definition and Salient features of Business reports. Significance and types of report writing. (Formal and Informal). Resume building and Types of resumes. (Samples of resumes)	03 Hours
Module 4	<b>Technical Articles and Proposals:</b> Nature and significance, Types of technical Articles Journal articles and conference papers. Elements of technical articles. Introduction to technical proposal writing, Purpose, importance, structure and types of technical proposals.	04 Hours
Module 5	<b>Social media posts and Blog Writing:</b> Ethics and practices of social media posts, Principles and fundamentals, Guiding principles for composition of articles, some common pitfalls. Maintaining common etiquette. Blogs and Blog writings strategies.	03 Hours

### Course Outcomes:

At the end of the course the students will be able to:

- Effectively communicate in technical matters.
- Practice preparation of gist, abstract and notes from a technical article.
- Prepare a business proposals and reports.
- Write and respond in social media and write blogs.

### Reference Books:

1. Sanjay Kumar and Pushpalata, „Communication Skills“, Oxford University Press. 2018.
2. M. Ashraf Rizvi, „Effective Technical Communication“, McGraw Hill, 2018.
3. Gajendra Singh Chauhan and et.al. „Technical Communication“, Cengage Publication, 2018.
4. Meenakshi Raman and Sangeeta Sharma, Technical Communication Principles and Practice, Oxford University Press, 2018.

  
DIRECTOR  
Mysore University  
School of Engineering  
Manasagangotri, Mysuru - 06 40